

NEUC Student's Manual

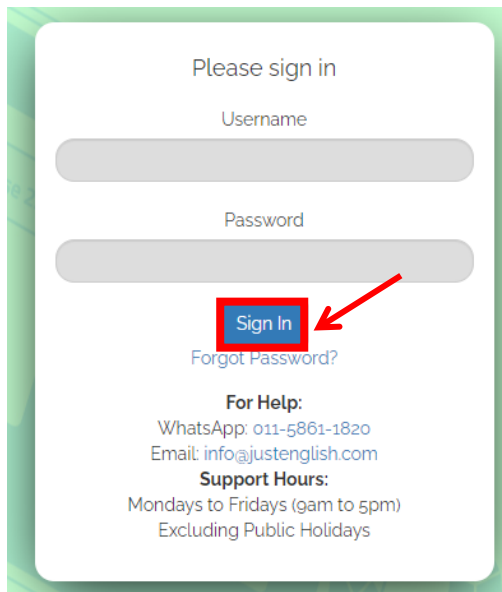
Introduction

All NEUC students must undergo MOA-approved English courses during their studies, which will be conducted either online or in classes on campus, or a combination of both. Please follow the instructions in this simple manual to ensure that you are able to attend online classes to complete the required course.

- A **working PC or Laptop** with a **webcam, working headset**, and **microphone**
- **Browser:** the latest version of Chrome (recommended)
- **Internet Connection:** A download and upload speed of **at least 5Mbps** is strongly recommended. To check if you meet the minimum Internet speed requirement, please do a quick speed test at:
<https://www.speedtest.net/>

1. First, go to <https://newera.justenglish.com/> .

2. Enter your username and password.



Please sign in

Username

Password

Sign In

[Forgot Password?](#)

For Help:
WhatsApp: [011-5861-1820](https://wa.me/011-5861-1820)
Email: info@justenglish.com

Support Hours:
Mondays to Fridays (9am to 5pm)
Excluding Public Holidays

Then click the "**Sign In**" button. When you try to log in for the first time, your username is "ne+[your STUDENT ID]" e.g. "**ne2025001**" and the password is just your ID: password = "**2025001**".

3. Once you log in, you will have to change your password for security purposes.

Password Reminder

Dear students,

A kind reminder to **CHANGE** your password after you have logged in to the portal.

Please do not share your password with your friends/classmates for whatever reasons.

Password must also consist of min of 8 characters (Alphanumeric).

Thanks!

[Change Password](#)

Once you have changed your password, you need log in again using your new password.

4. If you forgot your password, click on **Forgot Password?** at the main login page.

Please sign in

Username

Password

[Sign In](#)

[Forgot Password?](#)

For Help:
WhatsApp: 011-5861-1820
Email: info@justenglish.com
Support Hours:
Mondays to Fridays (9am to 5pm)
Excluding Public Holidays

5. Then, key in your username or New Era email address.

Password Recovery

Please enter your username or email address.
You will receive a link to create a new password via email.


Submit


6. Check your email to reset your password. After reset, login using your new password.


Password Recovery


Check your e-mail for the confirmation link.


7. You will then be directed to the SunagoLearn platform. Click on the **Community** tab to view your class name.


**NEUC Student**



 My Profile


 LiveClass





 **Community**

 Lessons

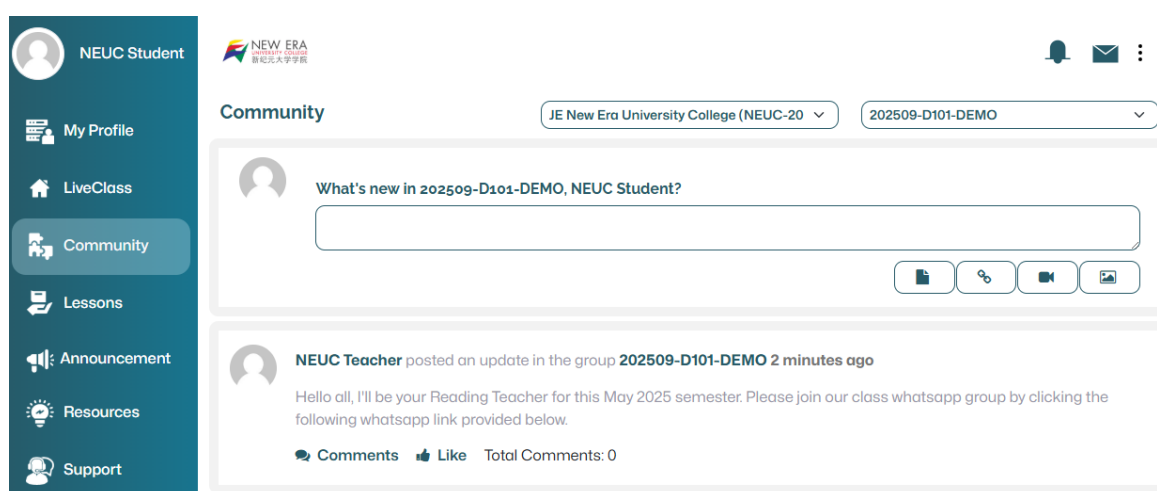
**Community**

JE New Era University College (NEUC-20: )202509-D101-DEMO 

What's new in 202509-D101-DEMO, NEUC Student?



8. In the Community page, your teacher or online coach will write a post, or attach a link, document, video or picture and post them for discussion. Your teacher and fellow classmates will be able to read your post and respond to them by liking or replying to the post, just like in Facebook. The sample below shows a teacher posting a short note:



The screenshot shows the NEUC Student interface. On the left is a sidebar with navigation options: My Profile, LiveClass, Community (highlighted), Lessons, Announcement, Resources, and Support. The main area is titled 'Community' and shows a dropdown for 'JE New Era University College (NEUC-20)' and another for '202509-D101-DEMO'. Below this is a post creation area with a text input field and buttons for adding documents, links, videos, and images. A post from 'NEUC Teacher' is displayed, stating: 'Hello all, I'll be your Reading Teacher for this May 2025 semester. Please join our class whatsapp group by clicking the following whatsapp link provided below.' The post has 0 comments and 0 likes.